



**2023
RULE BOOK**



NARCHC Vision and Mission Statement

Vision statement: We aim to ignite a passion for the Reined Cow Horse throughout Western Canada.

Mission statement: We will do this by providing: venue, education, opportunity, comradery, and support.

Values:

- R – Respect – All people, animals, and rules shall be treated with respect.**
- I – Integrity – All club activities shall be conducted with the utmost integrity.**
- D – Direction – Competitors can seek direction from all other members.**
- E – Embrace – All members shall work to embrace and encourage one another.**

Contact Information:

Northern Alberta Reined Cow Horse Club
27245 TWP 350 Red Deer County, AB T4G 0M4
www.narchc.com: <http://www.narchc.com/>
e-mail: nabreinedcowhorseclub@gmail.com

Table of Contents

NARCHC Vision and Mission Statement.....	Page 2
1. Important Notes Regarding this Rule Book.....	Page 4
2. Instructions to all riders.....	Page 4
3. Membership.....	Page 5
4. Definitions.....	Page 5 - 6
5. Divisions and Approved Classes.....	Page 6 - 10
6. Point System, Year End Standings, and Payouts.....	Page 11 - 12
• Show season	
• Awarding of points	
• Less than five entrants	
• Tie for first place	
• Awarding of points for ties (other than first place)	
• Year end point tabulation and ties	
• Qualifications	
• Scratches – Points	
7. Show approval	Page 12
8. Payment of Earnings.....	Page 12
9. Limited Age Events (LAE)	Page 13
10. Competition Policies	Page 13 - 14
11. Judges.....	Page 14 - 17
• Diagrams for Judging	
12. Appendix #1 (Special Events).....	Page 18 - 19
13. Appendix #2 (Loping Pen and Cutting Pen Etiquette).....	Page 20 – 21
14. Appendix #3 (NRCHA/AQHA Legal Equipment).....	Page 22 - 28

1. Important Notes Regarding NARCHC Rule Book

- The NARCHC rules are based primarily on the current NRCHA rulebook. Unless stated in this document, NRCHA rules will apply.
- Please refer to the current NRCHA rule book for Appointments and Equipment.
- The NARCHC uses NRCHA patterns and markers for all weekend shows and all Limited Age Events unless otherwise posted.
- Modified patterns may also be used for a selection of limited classes. These will be posted at each show.

2. Instructions to all Riders

Prior to start of each discipline, a judge may choose to give riders instruction and/or answer any relevant questions. A rider shall make an honest effort to comply with the judge's instructions. **Please note:** This is the only time when a competitor may approach the judge.

As a competitor in any of the NARCHC disciplines, please adhere to the rules outlined in this book with emphasis on the following guidelines:

1. **Read and know the rules. (Both NARCHC and NRCHA)**
2. Ensure you have a current membership and have signed your current year's waiver. If you are a non-pro, please have your declaration signed and submitted prior to stepping into the warm-up pen.
3. Get to the show early. Check the draw, allow time to warm-up, and be ready to go when called upon.
4. Use legal equipment and wear proper dress attire. After each work, exhibitors should look for the NARCHC representative who will be checking their equipment.
5. Do not talk to the judge(s) beyond the exchange of normal greetings.
6. Inhumane treatment or abuse of a horse in any manner is prohibited.
7. Exhibitor conduct should be in keeping with good showmanship and sportsmanship.
8. Familiarize yourself with proper etiquette in the **loping pen, warm-up areas, and the cutting pen (See Appendix #2)**

3. Membership

1. Membership applications will only be accepted through the NARCHC office. To show at an NARCHC approved show or to attend an NARCHC hosted clinic, all riders and owners must be members in good standing before riding and/or competing.
2. Memberships available for purchase:
 - Family (consists of all members in the same household)
 - Adult (any member over the age of 18 as of January 1 of the current year)
 - Youth (any member under 18 as of January 1 of the current year)
3. Anyone riding in the arena or practice areas is required to have a current year's membership.
4. Competitors who neglect to pay their membership fees through the NARCHC office prior to showing, may have any payouts earned withheld pending membership approval.
5. New members must be prepared to justify their rider status to any NARCHC board member upon entering. Any money won will be held by the NARCHC office pending status review and approval by the Board of Directors.

4. Definitions

1. **OPEN** - Any rider may show in this class.
2. **LIMITED OPEN** - Open to any rider who is not on the top 25 Open rider listing; based on Open money won in the past three years at any NRCHA approved events, has not earned over \$35,000 in Open and Non-Pro money at the NRCHA Futurity, Derby, Hackamore Classic, Stakes or Maturity through 2001, and after 2001 at any NRCHA approved Limited Age events. To be eligible to compete in this division, contestants must have a valid LAE Limited Open designation on their membership card and a current application on file in the office.
3. **LIMIT RIDER** - Any rider that has lifetime earnings in cow horse, excluding limited aged event earnings (i.e., futurities, derbies, etc.), less than the dollar limit of the class. Riders must apply for limit status and eligibility will be decided by the Board of Directors whose decision shall be final. If a limit class rider reaches the limit during the course of the show season, said rider may still remain in that class for the duration of the year. Earnings in any Boxing classes DO NOT count towards Lifetime Earnings in any working cow horse classes.
EARNINGS IN ANY ASSOCIATION OR ANY OTHER SHOW COUNT TOWARD NARCHC RIDER LIMIT STATUS.
4. **YOUTH** - Open to any rider who is eighteen (18) years of age or younger, as of January 1 of the current year. A youth rider may compete in any other class he/she so chooses provided that his/her

lifetime earnings, excluding limited aged event earnings, do not exceed the limit of the class or meets Non-Pro eligibility requirements.

Dollars earned in youth competition count towards lifetime earnings. Any youth, competing in any class, does not need to own the horse they are showing with the exception of those Youth competing in Non-Pro classes. Stallions are not eligible to shown in youth classes.

5. **NON-PRO** - A Non-Pro is anyone, regardless of age, who is not currently receiving remuneration directly or indirectly for showing, training, giving lessons, clinics, or assisting in the training of a horse for remuneration. (Please refer to the current NRCHA rule book for a detailed description of the rules regarding Non-pro status). Non-Pro declarations must be completed and signed using the appropriate NARCHC form. Eligibility will be decided by the Board of Directors whose decision shall be final.
6. **LIFETIME EARNINGS** – Lifetime earnings are considered all monies won in all judged cow horse events including Limited Aged Events, Category 1 Special Events (i.e. World’s Greatest Horseman, Spectaculars without restrictions), and Category 2 Special Events (i.e., Spectaculars with rider or horse earned limits).

5. Divisions and Approved Classes

The following are NARCHC classes only.

NARCHC CLASS LIST

- | | |
|------------------------------------|---------------------------------------|
| 1. Open Cutting (NCHA Rules) | 13. Youth WCH – 14 to 18 |
| 2. Open Bridle/Two Rein Cutting | 14. \$500 Limit Non-Pro Boxing |
| 3. Non-Pro Bridle/Two Rein Cutting | 15. \$1,000 Limit Non-Pro Boxing |
| 4. Open Ranch Cutting | 16. Non-Pro Boxing |
| 5. Non-Pro Ranch Cutting | 17. Box Drive |
| 6. \$750 Limit Non-Pro Cutting | 18. Open Bridle/Two Rein WCH |
| 7. Youth Cutting 13 & under | 19. Non-Pro Bridle/Two Rein WCH |
| 8. Youth Cutting – 14 - 18 | 20. \$2,000 Limit Rider WCH |
| 9. Future Stars | 21. \$750 Limit Non-Pro WCH |
| 10. Youth Boxing – 13 & under | 22. Non-Pro Snaffle Bit/Hackamore WCH |
| 11. Youth WCH – 13 & under | 23. Open Snaffle Bit/Hackamore WCH |
| 12. Youth Boxing – 14 to 18 | |

Future Stars will be held following the cutting classes

CUTTING CLASSES

Open Cutting: Open to horses of any age, to be ridden in any NCHA approved bit and exhibited **as per NCHA rules in the current official NCHA handbook.**

Bridle/Two Rein Cutting (Open & Non-Pro): Open to any age of horse. Horses are to be shown in an NARCHC/AQHA regulation bridle. Chaps or chinks must be worn.

Open Ranch Cutting Open to any age of horse. Horses are to be shown in an NARCHC/AQHA regulation snaffle/hackamore. Chaps or chinks are optional.

Non-Pro Ranch Cutting Open to any age of horse. Horses are to be shown in an NARCHC/AQHA regulation snaffle/hackamore. Chaps or chinks are optional.

\$750 Limit Non-Pro Cutting - Open to approved non-Pro riders who have earned under \$750 in lifetime cow horse cutting earnings as of January 1 of the current year, excluding LAE earnings. If a rider reaches the \$750 limit during the show season, the rider may still compete in this class for the remainder of that year's show season. Horses must be shown in NRCHA/AQHA legal equipment. Horses can be shown in a bridle or two rein setups, one or two handed. If romals or two rein are used, a closed fist, thumb up position must be attained throughout duration of run without switching to two hands. Horses of any age can be shown two handed with an approved snaffle bit or hackamore. Chaps or chinks are optional.

Youth Cutting 13 and under Open to any rider who is thirteen years (13) of age or younger as of January 1 of the current year. Open to any aged horse. Any approved NRCHA/AQHA legal bit may be used with one or two hands. Riders may switch from one hand to two hands during the run without penalty. Chaps or chinks are optional.

Youth Cutting 14 to 18 Open to any rider who is fourteen years of age as of Jan. 1 of the current year. Open to any aged horse. Any approved NRCHA/AQHA legal bit may be used with one or two hands. Riders may switch from one hand to two hands during the run without penalty. Chaps or chinks are optional.

COW HORSE CLASSES

Bridle/Two Rein Working Cow Horse (Open, Limited Open, Non-Pro)

Horses must be shown in a full bridle one handed with an NRCHA approved bit with romal reins or two rein equipment. Chaps or chinks must be worn.

Youth Working Cow Horse –13 & under

Open to any rider who is thirteen (13) years of age and younger as of January 1 of the current year. Riders do not need to own the horse they are showing. Any legal NRCHA/AQHA bit may be used with a minimum 1/2-inch leather chin strap on any aged horse with one or two hands on the reins. Horses shown one handed must be shown with romal reins without switching to two hands. Chaps or chinks are optional. Riders will perform a regular reining pattern with lead changes prior to working the cow.

Youth Working Cow Horse -14 to 18

Open to any rider who is over fourteen (14) years old and up to eighteen (18) years old as of January 1 of

the current year. Riders do not need to own the horse they are showing. Any legal NRCHA/AQHA bit may be used with a minimum 1/2-inch leather chin strap on any aged horse with one or two hands on the reins. Horses shown one handed must be shown with romal reins without switching to two hands. Chaps or chinks are optional. Riders will perform a regular reining pattern with lead changes prior to working the cow.

Snaffle Bit/Hackamore Working Cow Horse (Open and Non-Pro)

Open to horses five (5) years of age and under (as of January 1st of the current show year) that have never been shown in a bridle or two-rein down the fence at any judged classes or events with the exception of horse sales. The rider shall use closed reins, with an approved hackamore or split reins with an approved snaffle bit. Chaps or chinks must be worn.

\$2000 Limit Rider Working Cow Horse

Open to any rider who has total lifetime earnings in any association or other show circuit of less than \$2000 (in the class that they are entering) as of January 1 of the current year. The \$2000 limit excludes limited aged event earnings such as Futurities, Derbies or Boxing classes. If a rider reaches the \$2000 limit during the show season, the rider may still compete in this class for the remainder of that year's show season. Horses of any age must be shown in NRCHA/AQHA legal equipment. Horses shown in a full bridle must be shown one handed with an NARCHC approved bit with romal reins or two rein equipment. Chaps or chinks must be worn.

\$750 Limit Non-Pro Working Cow Horse

Open to approved non-Pro riders who have not earned more than the dollar limit of the class in lifetime cow horse earnings as of January 1 of the current year, excluding LAE earnings. If a rider reaches the \$750 limit during the show season, the rider may still compete in this class for the remainder of that year's show season. Horses of any age must be shown in NRCHA/AQHA legal equipment. Horses can be shown in a bridle or two rein setups, one or two handed. If romals or two rein are used, a closed fist, thumb up position must be attained throughout duration of run without switching to two hands. Chaps or chinks are optional. This class will perform a regular reining pattern with a lead change at center prior to working the cow.

BOXING CLASSES

Youth Boxing -13 & under

Open to any rider who is thirteen years (13) of age or younger as of January 1 of the current year. Any legal NRCHA/AQHA bit may be used with a minimum 1/2-inch leather chin strap on any aged horse with one or two hands on the reins. Horses shown one handed must be shown with romal reins in a closed fist, thumb up position which must be maintained throughout the duration of the run without switching to two hands. Chaps or chinks are optional. Riders in the Boxing Class will perform a modified reining pattern with no lead changes prior to working the cow. Riders will box the cow for 50 seconds.

Youth Boxing-14 to 18

Open to any rider who is eighteen years (18) of age or younger as of January 1 of the current year. Any legal NRCHA/AQHA bit may be used with a minimum 1/2-inch leather chin strap on any aged horse with one or two hands on the reins. Horses shown one handed must be shown with romal reins in a closed fist, thumb up position which must be maintained throughout the duration of the run without switching to two hands. Chaps or chinks are optional. Riders in the Boxing Class will perform a modified reining pattern with no lead changes prior to working the cow. Riders will box the cow for 50 seconds.

Box Drive

Work to consist of reining pattern and single cow work. Exhibitors are allotted one minute and forty-five seconds to complete the cow work. Time shall begin when the gate closes behind the cow after being let into the arena. When there are 30 seconds left, the announcer will announce, 30 seconds remaining. At one minute and forty-five seconds, the announcer will call for time. Exhibitors are not required to use all of the allotted time but must ride until the judge ends the run with a whistle or time expires, whichever occurs first. There are four parts to the work: boxing the cow; setting up the cow and driving / rating it down the fence to the opposite end of the arena; and boxing it at the opposite end of the arena, and then driving / rating the cow past the middle marker again. There is no expectation that the exhibitor will make a 'fence turn,' rather the drive down the fence demonstrates correct position and control around the corner. The NRCHA equipment and eligibility rules, as outlined in the current NRCHA Rule Book, will apply. Chaps or chinks must be worn. ****See note below****

Non-Pro Boxing

This class is open to approved Non-Pro LTD riders and who comply with all NRCHA Non-Pro eligibility rules. Earnings are calculated as lifetime earnings. This class may run concurrently with the Intermediate Non-Pro Boxing and/or the Limited Non- Pro Boxing. Horses must be shown in age-appropriate gear. Chaps or chinks must be worn. ****See note below****

\$1,000 Limit Non-Pro Boxing

Open to approved Non-Pro riders who have not earned more than the dollar limit of the class in lifetime Rein/Box earnings as of January 1 of the current year, excluding LAE earnings. If a rider reaches the \$1,000 limit during the show season, the rider may still compete in this class for the remainder of that year's show season. Horses of any age must be shown in NRCHA/AQHA legal equipment. Horses can be shown in bridle or two rein setups, one or two handed. If romals or two rein are used, a closed fist, thumb up position must be maintained throughout the duration of the run without switching to two hands. Riders will perform a regular reining pattern. Chaps or chinks are optional. ****See note below****

\$500 Limit Non-Pro Boxing

Open to approved Non-Pro riders who have not earned more than the dollar limit of the class in lifetime Rein/Box earnings as of January 1 of the current year, excluding LAE earnings. If a rider reaches the \$500 limit during the show season, the rider may still compete in this class for the remainder of that year's show season. Horses of any age must be shown in NRCHA/AQHA legal equipment. Horses can be shown in bridle or two rein setups, one or two handed. If romals or two rein are used, a closed fist, thumb up position must be attained throughout duration of run without switching to two hands. Chaps or chinks are optional. This class will perform a modified reining pattern with a stop at centre prior to working the cow. ****See note below****

NOTE:

- Riders are eligible to show in the boxing classes until they have won over \$750 in ANY fence class.
- Non-Pro competitors may fall back into the Non-Pro boxing class for any reason **ONLY ONE TIME**. They may not go down the fence again in any judged class or event, with the exception of horse sales. Notification must be submitted to the NRCHA Non-Pro committee and the NARCHC board of directors prior to competing.

6. Point System, Year End Standings, and Payouts

SHOW SEASON

The show season shall begin January 1st of the calendar year and points awarded will be aggregated for those classes, as outlined at NARCHC approved shows. During a show season, points will be awarded to **horses** entered for their placing in any approved NARCHC "Open" class. Points in all other classes will be awarded to **horse and rider combinations** entered. Points will be awarded based on the total number of entries paid and shown in a particular class. A horse that has been scratched has not been shown therefore shall receive no points.

AWARDING OF POINTS

Fifteen bonus points will be awarded to the first through fifth places – the first-place entry receiving five (5) bonus points, the second-place entry receiving four (4) bonus points and so on. In addition, each entry shall receive additional points calculated on the number of other entries in that class which placed behind that particular entry. For example, in a class with ten entries, the first-place entry would receive five (5) bonus points for first place, plus nine (9) additional points for the number of entries placing behind it, for a total of fourteen (14) points. The entry placing last in the class would receive no points.

LESS THAN FIVE ENTRANTS

In a class with less than five (5) entrants, bonus points will be awarded based on the total number of entries, with the first-place entry receiving points totaling the total number of entries, the second-place entry receiving bonus points equaling the total number of entries less one (1) and so on. In addition, each entry shall receive additional points calculated on the number of other entries in that class which placed behind that particular entry. For example, in a class with three (3) entries, first place would receive three (3) bonus points plus two (2) additional points for a total of five (5) points; second place would receive two (2) bonus points plus one (1) additional point for a total of three (3); third place would receive one (1) bonus point.

TIE FOR FIRST PLACE

(a) In the Working Cow Horse classes, the highest cow work score will be used to break the tie. In the event both cow work scores are the same, the tied contestants will have a work-off down the fence, or may flip a coin if mutually agreed.

(b) In the Cutting classes the tied contestants will evenly split first and second place prize money and points, but must determine the awarding of prizes by the flip of a coin.

AWARDING OF POINTS FOR TIES (other than first place)

If the scores of two or more entries are equal, the points awarded to both (or all) tied entries will be calculated by adding together all points which would have been awarded to those places had the entrants not have had equal scores, and divided by the total number of tied entrants. For example, there are eleven (11) entries in a class and equal scores occur in the third and fourth and seventh and eighth places. Points will be awarded as follows:

PLACING	BONUS POINTS	ADDITIONAL POINTS AWARDED	TOTAL POINTS
1	5.0	10.0	15.0
2	4.0	9.0	13.0
3/ 4	2.5	7.5	10.0
3/ 4	2.5	7.5	10.0
5	1.0	6.0	7.0
6		5.0	5.0
7/ 8		3.5	3.5
7/ 8		3.5	3.5
9		2.0	2.0
10		1.0	1.0
11		0.0	0.0

YEAR END POINT TABULATION AND TIES

A cumulative tabulation of all points earned by all entries during the show season shall be kept at the NARCHC office. Tabulation of points shall be published in the NARCHC publication or website. If there is a tie for a placing in the points for year-end standings, the entry with the most shows attended shall be declared the winner.

QUALIFICATIONS

To qualify for year end points, riders and owners must be members in good standing. Horses that have been leased do not require the owners to become members. A copy of the lease agreement must be filed with the NARCHC office prior to the showing of the horse. In the case of Non-Pro competitors, leasing a horse does not constitute ownership as per Non-Pro rules.

To qualify for year-end awards competitors must enter into competition at 60% of individual shows. Each individual date is considered a show. (i.e., a weekend show held on May 21 & 22 is considered two shows) An entry into competition is defined as horse and rider enter working area in attempt to complete pattern and cow work. Any shows that are cancelled by the club will not count for the total number of shows.

NARCHC PAYBACK PERCENTAGES PAYOUT SCHEDULE FOR WEEKEND SHOWS

Payout Chart for Weekend Shows (see NRCHA Rulebook for a suggested payout schedule for Futurity & Derby)

TABLE A

Number Of places	NUMBER OF HORSES SHOWN									
	1-3	4-6	7-9	10-13	14-18	19-24	25-28	29-32	33-36	37-40
	1	2	3	4	5	6	7	8	9	10
1	100	65	50	40	34	32	28	26	26	25
2		35	30	30	27	22	22	22	19	18
3			20	20	20	19	17	14	13	13
4				10	10	10	10	10	10	10
5					9	9	9	9	9	8.5
6						8	8	8	8	7
7							6	6	6	6
8								5	5	5
9									4	4
10										3.5
% TOTAL	100	100	100	100	100	100	100	100	100	100

7. Show Approval

Any show committee or event seeking approval by this Club must comply with numerous criteria. A show package, outlining the mandatory requirements and helpful recommendations is available to any interested parties at no cost or obligation from the NARCHC office. An event approved by the NARCHC is exclusive to the NARCHC and cannot also be approved or sanctioned by an unaffiliated horse entity or association unless specified prior approval is obtained from the NARCHC.

8. Payment of Earnings

- Approved shows pay back contestants the total of the add back plus the total added purse. The contestants will be paid from this pool on a percentage basis depending on placement and number of entries, as outlined in Table 'A' above.
- Payouts will be mailed to the responsible party within 40 days of the show.
- See Show Terms & Conditions for Open Division payout percentages.

9. Limited Age Events (LAE)

For all intents and purposes Limited Age Events are run under the NRCHA rules (see Section 10 of the NRCHA Rulebook).

10. Competition Policies

1. Missing order of go or back-to-back draws between classes - The competitor may choose to request a change of order by contacting the NARCHC Director in Charge and the show office. Every attempt will be made to notify the competitors involved. If a change is agreed upon the competitor will be moved to the bottom of the draw.
2. Training equipment - Use of training equipment (non NARCHC approved equipment) will not be permitted in the show arena or designated warm up arena on the day of an NARCHC approved show. Anyone found to be in violation of this will be asked to leave the arena until approved equipment is used. The NARCHC bit checker will not knowingly permit an exhibitor to enter the show pen, while being judged, with illegal equipment, regardless of their acceptance of the resulting "No Score".
3. Show Day will commence one half hour before the scheduled start time and will end following the last class.
4. Schedule will be posted the Thursday prior to the show for weekend shows.
5. All showbills are to be settled prior to the end of the show, either by cheque or cash (unless stated in show terms and conditions).
6. If payment is not received, the competitor will have their "Member in Good Standing" status revoked and will not be allowed to compete in future shows until payment is settled
7. If one of an open riders show bill has not been paid, the open rider (or owner) will not be permitted to compete on any horse at future shows until the unpaid bill is reconciled.
8. For weekend shows, show entrants scratching, for any reason, after 6:00p.m. Wednesday the week of the show are responsible to pay cattle and office fees. Show entrants scratching, for any reason, after 6:00p.m. Thursday the week of the show are responsible to pay all entry fees. Add-backs and points from entries scratched after 6:00 p.m. Thursday will be included in the payout and point calculations
9. When exhibitors scratch in writing the day of the show, the full entry fee will be payable and left in the purse for that entry.
10. Payout and point calculations for the number of horses entered in the class will be based on total paid entries regardless of whether they show.

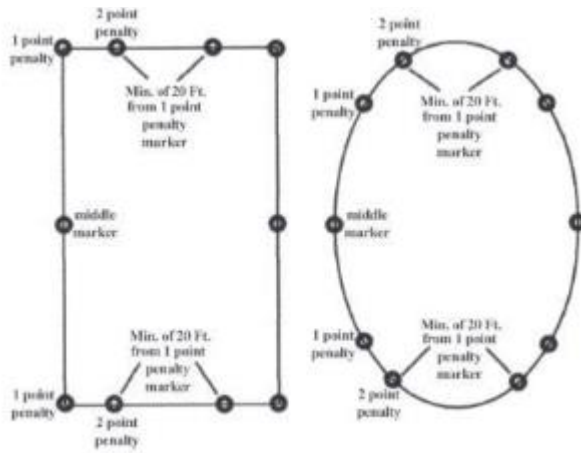
11. Refunds for same day scratches must be accompanied by a veterinary certificate and will only equal to the entry fee amount less the cattle fee, arena fee and purse fee. This fee must be paid prior to the next show date before the competitor will be allowed to show or they will not be considered a member in good standing.
12. When a competitor fails to show without notice to the show management - all fees will be charged and payable prior to the next show date. Scratched entries are considered non replaceable within that class.

11. Judges

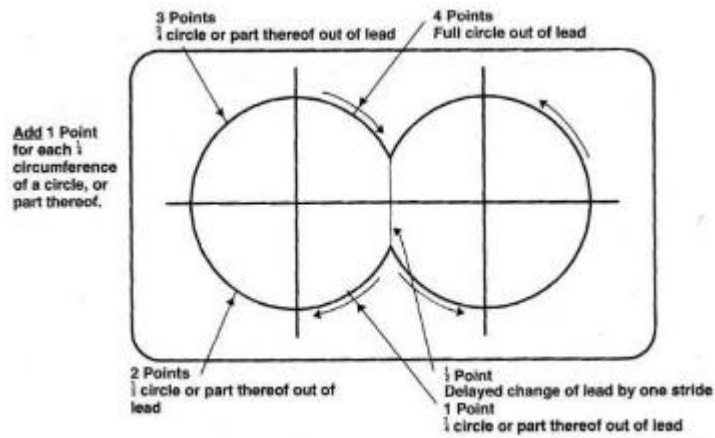
1. Exhibitors shall not contact or attempt to contact the designated judge pertaining to his/her judging of any horses at that show. Further, exhibitors shall not approach a judge for any reason prior to the completion of the judging unless the show official is present. Any request to speak to a judge must be made through the show official. When an exhibitor makes a request through the show official for the judge's opinion concerning the exhibitor's horse, it is urged that the judge will give his/her opinion courteously and sincerely in the presence of the show official; however, there will be no fraternization between the exhibitor and a judge at any time during the show.
2. A judge may order any person or horse from the competition for bad conduct or may disqualify any contestant for excessive abuse of the horse. A judge may refuse entry into the arena or remove an entry from a class for improper attire and/or equipment.
3. To make a formal complaint against a judge, such complaint must be in writing, signed by the complainant, and contain specific facts giving rise to the complaint. The complaint must be received by the association within 7 days from the date of occurrence and accompanied by a \$100.00 non-refundable fee. The complainant may have to attend a hearing conducted by the Association.

DIAGRAMS FOR JUDGING

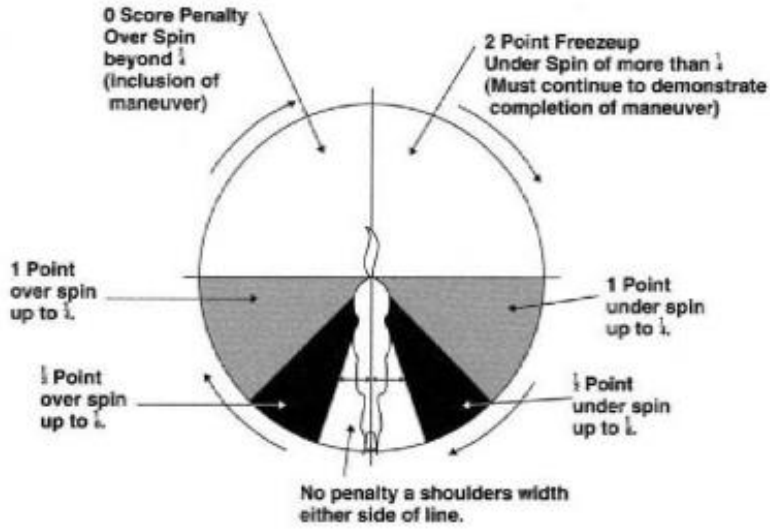
1. Arena marker penalties



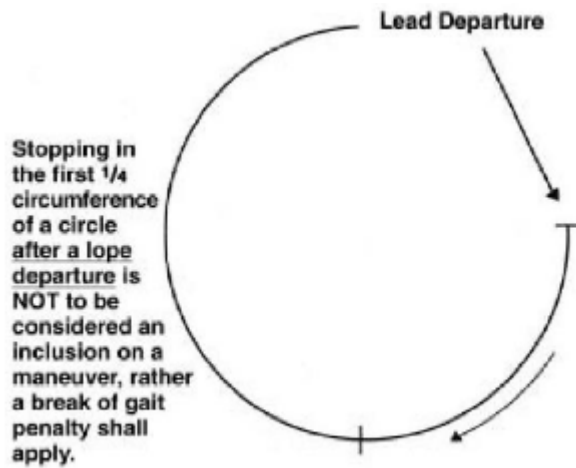
2. Trot penalties



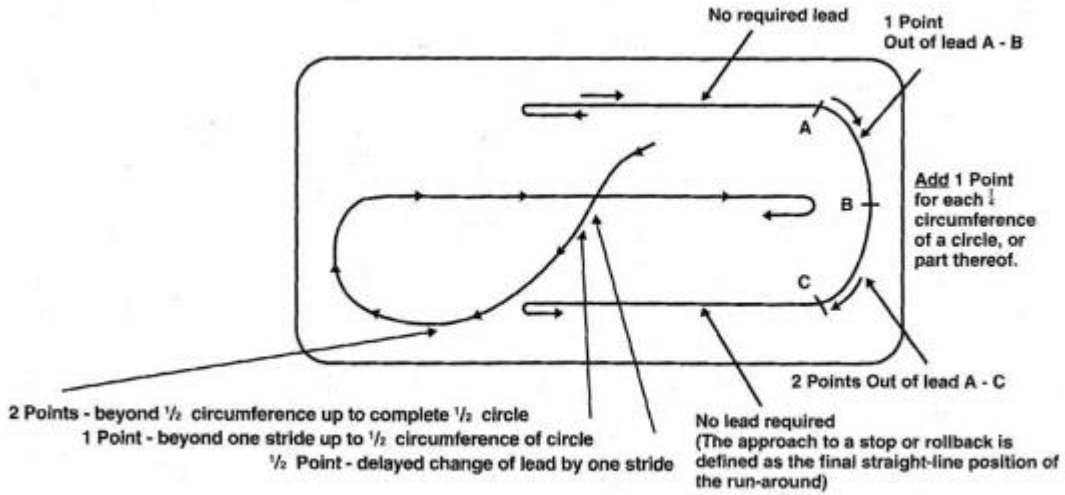
3. Over/Under spin penalties



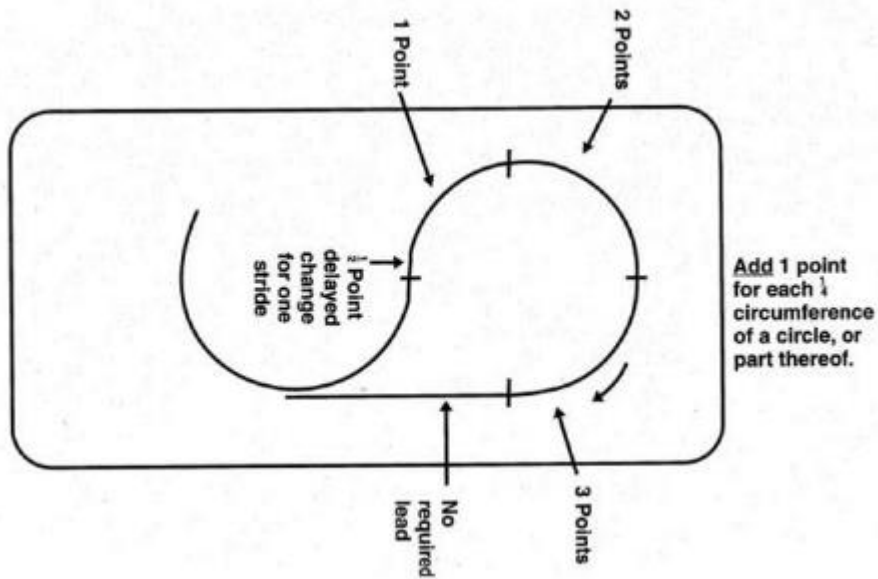
4. Lead departure penalties



5. Out of lead on run-around penalties



6. Out of lead on partial circle leading to run down



APPENDIX #1

ALL AROUND EVENTS

Special Events are events that do not meet the classification of a Limited Age Event. Approved Category 1 Special Events will consist of All-Around Competitions, and Bridle Spectaculars, held in addition to Horse Show Bridle classes. Earnings from Category 1 Special Events will count toward Lifetime earnings and merit awards. Eligibility for these events is based on Lifetime earnings.

NARCHC ALL-AROUND COMPETITIONS (EXTREME COW HORSE)

- Open to all breeds of horses of all ages regardless of show history. Horses must be shown in the bridle.
- Contestants will compete in 4 go-rounds: herd, rein, steer stopping, and cow work.
- In All-Around competitions an owner may enter more than one horse and/or a rider may ride more than one horse.
- Late entries will be accepted with a late entry penalty as outlined on the entry form until noon the day before the class starts.
- Scoring of the herd, reined, steer stopping and cow portions of this contest will be in accordance with the NRCHA rules.
- Bits will be checked after each go-round. A score of zero will be given for pink or bloody mouth on the horse.
- Horse and rider must compete in all four go-rounds to qualify for go-round money, unless the horse or rider is physically unable to compete.
- In the All-Around Competitions contest there will be 10 finalists who will compete in the finals the last day of the contest if applicable.
- Finalists start with a clean slate, and must pay a finals fee. If a tie advances more than the specified number of finalists to be paid, the payout may be adjusted according to the number of horses in the finals, but the total payout will not change. Example: If there are 11 horses taken to the finals with ties, all 11 will be figured in the payout which will be reworked but the amount will stay the same.
- NRCHA Rules and regulations will apply in all other instances.
- NRCHA Payout may be used as a guide.

BRIDLE SPECTACULARS

- Open to all breeds of horses of all ages regardless of show history. Horses must be shown in the bridle.
- Contests will consist of 3 go-rounds: herd, rein and cow work.
- The horses will be shown in the same NRCHA legal bridle throughout all phases; no tie-downs will be permitted.
- Scoring of the herd, reined and cow portions of this contest will be in accordance with the NRCHA rules. It will be at the Show Management's discretion if the rein and cow work are run back-to-back or separately.
- Bits will be checked after each go-round. A score of zero will be given for bloody mouth on the horse.

- Horse and rider must compete in all three go-rounds to qualify for go-round money (if applies), unless the horse or rider is physically unable to compete.
- NRCHA Rules and regulations will apply in all other instances.
- **NRCHA Payout** may be used as a guide.

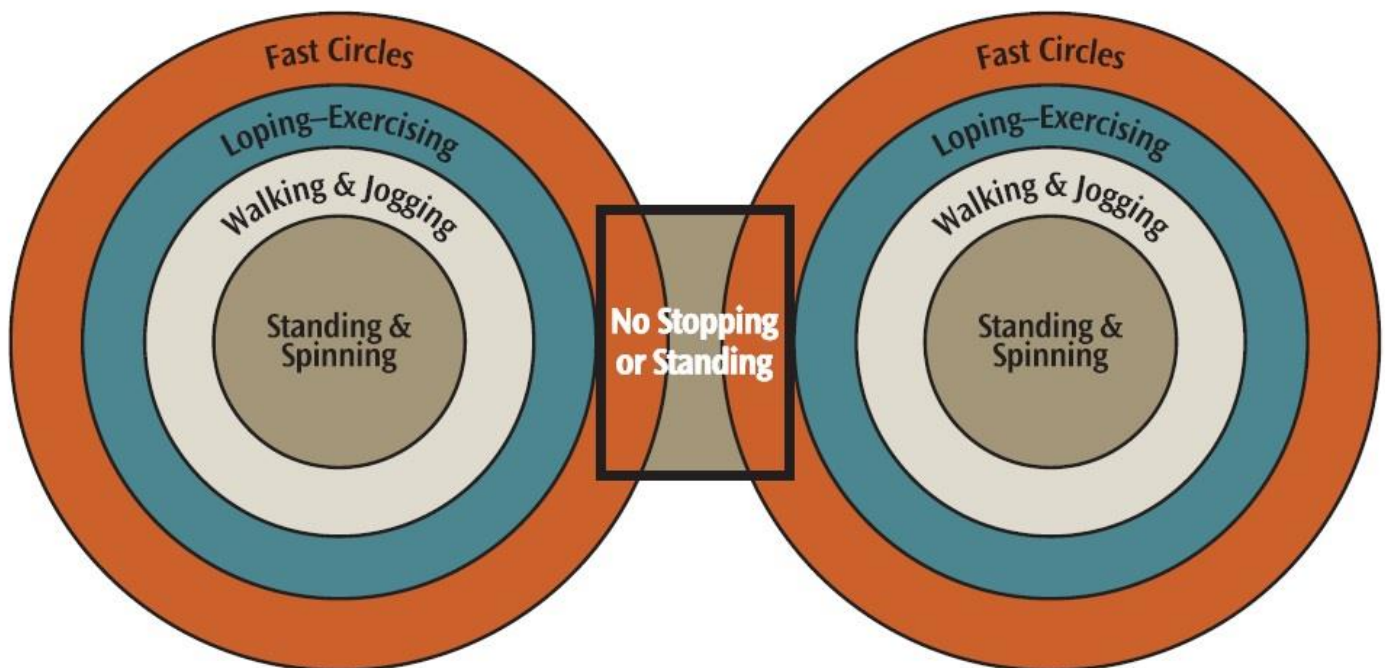
APPENDIX #2

LOPING PEN ETIQUETTE

The loping pen or warm-up area can be a busy and sometimes dangerous place. Riders and horses may be nervous or preoccupied with the tasks at hand. Common sense and courtesy can help avoid accidents and annoying near misses. The following guidelines can help keep the warm-up area safe and less stressful.

- Always go with the flow of traffic! If the warm-up area is large enough to accommodate two sets of circles, one circle should be moving to the left and the other to the right. They should pass left hand to right hand at the center of the arena.
- Riders should stay to the inside of the circle to go slow, and to the outside of the circle to go fast.
- If the area only has enough space to lope one circle, riders should ask to change directions. Most people appreciate a change in direction occasionally and will want to go both directions before they show.

Arena Diagram



- **NEVER** stop in traffic. If you must, please slow down and exit when it is safe to do so to an area that has no traffic. If you see someone looking for a way out or into traffic, please be kind and give them room to do so.
- Try not to bunch up to visit or stand still anywhere in the traffic area.
- If you need to school your horse or work on spins, move to the middle of the arena so you are not in the flow of traffic.
- **Always** look where you are going and watch out for other riders.
- Try to exercise green or young horses when it is less crowded.
- The loping pen is not for babysitting, entertainment, or riding lessons!

- Anyone in the loping area, no matter what the age, should have the ability to control their horse at all times.
- Find a safe place out of any traffic to boot up horses, adjust equipment, or to put on chaps.
- If you must tie your horse, tie them to something secure and a safe distance from other horses and the warm-up area.
- Walking and leading your horse should not be done in traffic areas.
- Any pedestrian in the loping area should yield to those competitors on horseback.
- Please yield to the tractor and clear the arena when asked by the announcer. This is not only for your safety but it also keeps the show running smoothly!
- Be patient with newcomers! Teach instead of criticizing. Refer them to these guidelines for more information.
- And last but not least, try to maintain a good sense of humor. We sometimes get tired, nervous, or complacent in the warm-up area. It is everyone's job to ensure the safety of ourselves, our horses, and our fellow competitors!

CUTTING PEN ETIQUETTE

- When you are called to work, ride forward to the center and acknowledge the introduction.
- There will be no warming up of horses in the working area.
- Turn back riders and herd holders will move into position along the arena's side walls.
- Be ready to move in promptly to avoid delays.
- Upon completion of the last work, the turn back riders, herd holders, and the cattle will immediately leave the arena.

APPENDIX #3

NRCHA Legal Equipment

Appointments & Equipment

- Horses shall be shown astride with a western saddle.
- Riders must wear a western hat or helmet approved for riding by an equine organization.
- Appropriate western attire must be worn while showing.
- Western hat or approved safety helmet, long sleeved western shirt with collar (stand-up, button down, tuxedo etc.) and cuff. Vests, jackets and sweaters may be worn over proper attire.
- Chaps or chinks must be worn except for Steer Stopping.
- Failure to wear appropriate attire will result in a score of zero.

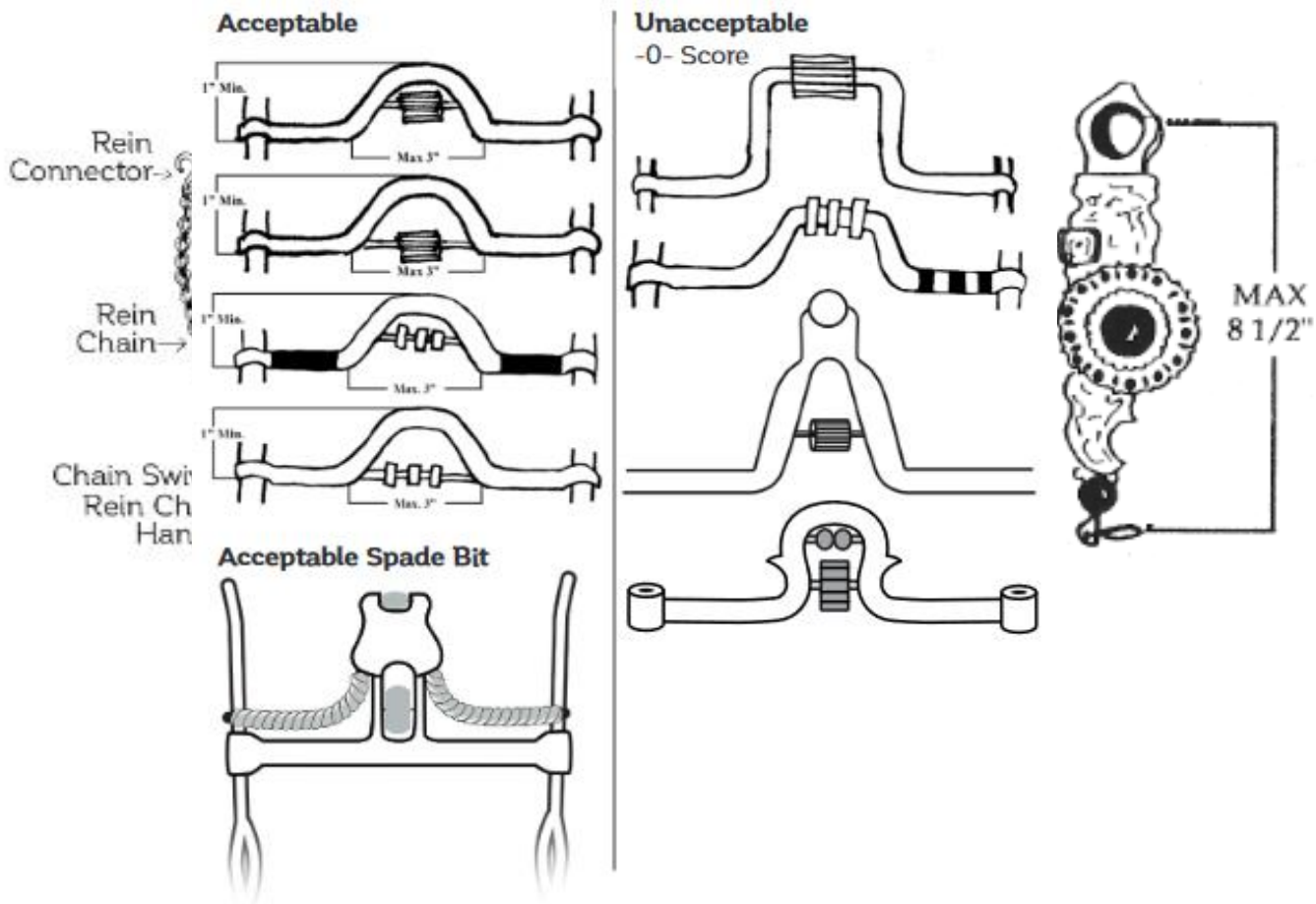
Bridle Classes (Bit):

A spade bit or a bit having the following characteristics must be used in any of the bridle classes. Said characteristics shall be:

- Unbroken bar mouthpiece
- One inch or higher port measured from the bottom of the bar to the top of the port.
There must be an operable cricket or roller (with single or multiple rings) incorporated within the mouthpiece of the bit.
- It is legal to have a barrel made of copper or metal, wrapped around the bar space of the bit and is to be considered a part of the mouthpiece.
- The barrel must be round, smooth, and made up of one continuous, unbroken piece.
- The minimum diameter, on any part of the bar of the mouthpiece, is 5/16 inch.
- Bars must be round, oval or egg shaped smooth and unwrapped metal. Latex wrap or any foreign material is not acceptable.
- Nothing abnormal may protrude from either the bars or the port, such as extensions or prongs.
- The cheeks must be connected at the bottom. It is acceptable to use metal, chain, wire, leather or braided rawhide. It is not acceptable to use duct tape, braided tail hair or bailing twine.
- The overall length of the bit shall not be longer than 8½ inches measured from the inside bottom of the top of headstall ring to point of pull in the bottom ring.
- Optional tongue release shall not exceed 3 inches in width.
- Braces, copper port cover and/or having copper smoothly inlaid in the mouthpiece are optional.



- No wire, chain or other metal or rawhide device may be used in conjunction with the bit or part of leather chin strap.

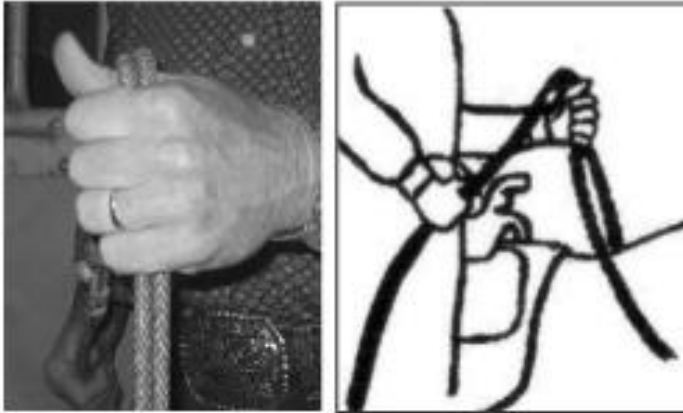


Bridle Classes (Additional Items)

- Chin strap must be smooth leather. No wire, chain or other metal or rawhide device may be used in conjunction with a part of the leather chin strap. Leather chin strap must be flat, flexible and at least ½ inch wide. No metal rivets are allowed to come in contact with the chin, or chin groove of the horse. Metal keepers are not acceptable on the chin strap.
- Reins with romal required. The reins can be held in either hand, with hand around reins in a fist position with thumbs up. The non-rein hand must be on the romal. (The keeper, or hobble, that attaches the romal to the reins is considered to be a part of the romal.)
- The non-rein hand is not allowed, at any time, to touch the reins or a score of -0- will be applied. The rider is allowed to shorten the reins while the horse is in motion as long as their hands are held in a legal manner.
- No fingers are permitted between the reins in Bridle classes, except in the Two Rein class.
- In the herd work and boxing classes only, romal reins can be held in one hand.
- Roping reins are optional in the Steer Stopping.

- The use of bosal, martingale or tie-down is prohibited (bosal permitted in Two Rein class only).

Acceptable:



Unacceptable:



Two Rein Classes

- Bosals may be of any size, constructed of braided rawhide or leather and have a non-metal flexible core.
- No iron or foreign substance may be used.
- The rider must use one hand on the reins. Fingers between the reins will be permitted.
- Both mecate and bridle reins are to be held in the rein hand.



Hackamore Classes

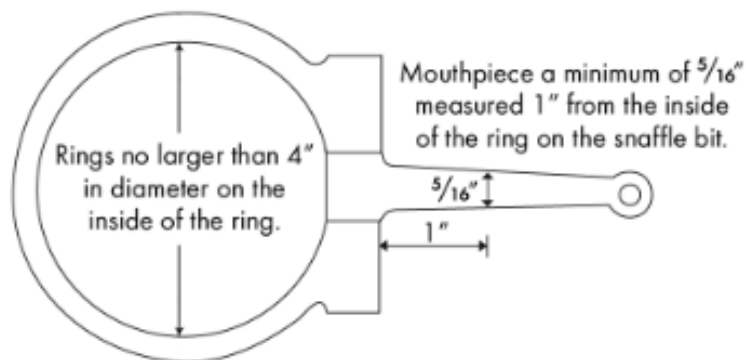
- Hackamores shall be round in shape and constructed of uniform braided rawhide or leather and have a non-metal flexible core.
- The noseband of the hackamore must measure at least 5½ inches of smooth rawhide or leather before any braided buttons.
- No gimmick of any kind may be used in conjunction with the bosal.
- No rigid material of any kind may be used, regardless of how padded or covered, in conjunction with the bosal.
- Horse hair bosals are prohibited.
- Tape is not allowed on the noseband of the hackamore.



- Smooth, flat, wrapped tape is allowed on the hackamore between the headstall and the mecate reins. Maximum amount of tape allowed is 2 inches on each side of the hackamore.

Snaffle Bit Classes

- Snaffle Bit shall be either “D” or “O” Ring type
- Snaffle Bit should be no larger than 4 inches in diameter on the inside of the cheek piece ring.
- It must have a broken, 2 piece mouth piece, being a minimum of 5/16 inch in diameter, measured 1 inch in from the inside of the ring on the snaffle bit, with a gradual decrease to center of the snaffle.
- The mouthpiece should be round, oval or egg-shaped, smooth and unwrapped metal. It may be inlaid but must be smooth.
- Latex wrap is not acceptable.
- These bits must be such that when the reins are pulled no undue leverage is applied, i.e., the inside of the circumference of the ring must be free of rein, curb, or head stall attachments.
- A leather or other woven material chin strap of any width is to be used. No iron, chain or other material may be used. Chin Strap is allowed to include metal buckles and/or keepers on snaffle bits only.
- Reins are to be attached above the chin strap.
- Split reins must be used; no closed reins.
- Two hands must be used on the reins, except in the herd work or to provide safety to rider or adjust equipment.
- Rider or representative will drop the bridle to the designated bridle checker. The bridle checker must have a magnet available to check the hackamores and chin straps for metal objects (inside) or cores. Designated bridle checker will not touch horse’s mouth. Failure to drop bit for bit checker will result in a score of zero.



Illegal Equipment

The following equipment is considered illegal and should not be used at any time, in any location, at an approved NRCHA show including, but not limited to, barns, stalls, practice area and show arena:

- Tie-downs (bosal permitted in Two Rein Class Only)
- Saw tooth bits, hock hobbles, tack collars or tack hackamores.
- Any item or appliance that restricts movement or circulation of the tail.

Broken Equipment

- If at any time during a performance a piece of equipment breaks, the rider may continue provided the broken equipment does not pose a hazard to the rider and/or is not cruel to the horse.
- In the event that the fence work immediately follows the rein work or if a new cow is awarded during the fence work, broken equipment may be repaired within a 1-minute time period.
- Rider may dismount, if necessary, to make the repair or pick up lost equipment or attire.
- Horse and rider may not leave the arena and may not receive physical assistance or equipment from outside the arena.
- If the rider is unable to continue because of the broken equipment, the rider will be excused with a score of zero.

AQHA Legal Equipment

Hackamore

- The use of a flexible, braided rawhide, leather or rope bosal, the core of which must be flexible.
- Must use a complete mecate rein, which must include a tie-rein.
- Absolutely no rigid material will be permitted under the jaws, regardless of how padded or covered.
- Horse hair bosals are prohibited. This rule does not refer to a mechanical hackamore.

Snaffle bits

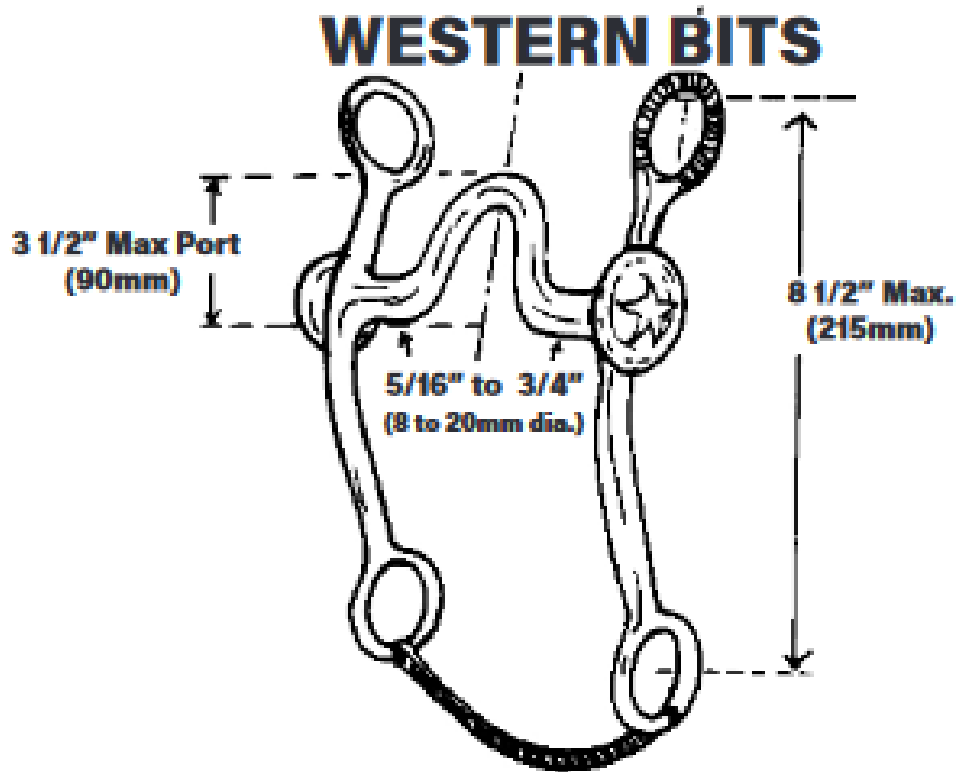
- Conventional O-ring, egg-butt or D-ring with a ring no larger than 4" in diameter (100 mm).
- The inside circumference of the ring must be free of rein, curb or headstall attachments which would provide leverage.
- The mouthpiece should be round, oval or egg-shaped, smooth and unwrapped metal. It may be inlaid, but smooth or latex-wrapped.

- The bars must be a minimum of 5/16" (8 mm) in diameter, measured one inch (25 mm) in from the cheek with a gradual decrease to center of the snaffle.
- The mouthpiece may be two or three pieces. A three-piece, connecting ring of 1 1/4" (32 mm) or less in diameter, or a connecting flat bar of 3/8" to 3/4" (10 mm to 20 mm) measured top to bottom, with a maximum length of 2" (50 mm), which lies flat in the horse's mouth, is acceptable.

Western Bit

- A curb bit that has a solid or broken mouthpiece, has shanks and acts with leverage.
- All curb bits must be free of mechanical device and should be considered a standard western bit.
- 8 1/2" (215 mm) maximum length shank to be measured as indicated in the diagram below. Shanks may be fixed or loose.
- Concerning mouthpieces, bars must be round, oval or egg shaped, smooth and unwrapped metal of 5/16" to 3/4" (8 mm to 20 mm) in diameter, measured 1" (25 mm) from the cheek. However, wire on the sway bars (above the bars and attaching to the spade) of a traditional spade bit is acceptable. They may be inlaid, but must be smooth or latex wrapped. Nothing may protrude below the mouthpiece (bar), such as extensions or prongs, including upward prongs on solid mouthpieces. The mouthpiece may be two or three pieces. A three-piece, connecting ring of 1 1/4" (32 mm) or less in diameter, or a connecting flat bar of 3/8" to 3/4" (10mm to 20 mm) measured top to bottom with a maximum length of 2" (50 mm), which lies flat in the horse's mouth or a linked mouthpiece with minimum 3/8" (10 mm) diameter that is smooth with movable links that are solidly attached to the shanks.
- The port must be no higher than 3 1/2" (90 mm) maximum, with rollers and covers acceptable. Broken mouthpieces, halfbreeds and spades are standard.
- Donut and flat polo mouthpieces are not acceptable.
- Except for hackamore/snaffle bit classes shown with hackamore/snaffle bit, only one hand may be used on the reins, and the hand must not be changed. The hand is to be around the reins: index finger only between split reins is permitted.
- Violation of this rule is an automatic disqualification.
- Romal means an extension of braided or round material attached to closed reins. This extension shall be carried in the free hand with a 16-inch (40 cm) spacing between the reining hand and the free hand holding the romal. When using romal reins, the rider's hand shall be around the reins with the wrists kept straight and relaxed, the thumb on top and the fingers closed lightly around the reins. When using a romal, no fingers between the reins are allowed. The free hand may not be used to adjust the rider's length of rein in any reining class. During reining, the use of the free hand while holding the romal to alter the tension or length of the reins from the bridle to the reining hand is considered to be the use of two hands and a score of 0 will be applied.
- Closed reins (example mecate) may not be used with a snaffle bit, except in working cow horse, boxing, ranch riding, ranch trail, all VRH classes and, all RHC classes, where a mecate is permitted.

- When using a snaffle bit in working cow horse, boxing, ranch riding, ranch trail, all VRH classes and all RHC classes, a leather or other woven material chin strap of any width is to be used and should be attached to the bit below the reins. No iron, chain, or other material is allowed.
- When a curb bit is used, a curb strap and must at least one-half inch in width and lie flat against the jaw of the horse.



Western Prohibited Equipment

- Wire curb straps, regardless of how padded or covered, or curb strap with tacks/rivets.
- Any curb strap narrower than one-half inch.